

INCLUDED FEATURES

- Blades (5) Included**
 - 14° Pitch
 - 42" Sweep
 - Non-reversible
 - ABS
- Downrods** 4.50" Downrod with 1" (O.D.)
- Downlight** N/A
- Downlight Glass** N/A
- Optional Downlight** See pages 266-270
- Uplight** N/A
- Uplight Glass** N/A
- Low Ceiling Adaptable** Yes, with Optional Flush Mount Accessory 337008 on page 265
- Control** Pull Chain


FAN FEATURES

- Mounting Slope – Pitch** 30° or 7/12
- Lead Wire** 78"
- cUL Listed** Wet
- Hanging Weight** 17.9 lbs.
- Body Material** Aluminum
- Warranty** Limited Lifetime


MOTOR FEATURES

- Motor Size/Type** 153mm X 18mm, AC
- Amps** 0.4 on High
- RPM** 231 on High
- Energy Star®** No

INCLUDED CONTROLS

- PULL CHAIN**
- 3-Speeds
 - 3 Forward & Reverse
 - Manual Reverse
- 

OPTIONAL CONTROLS



65K WALL CONTROL SYSTEM – LIMITED FUNCTION
371042 (Shown)
371082

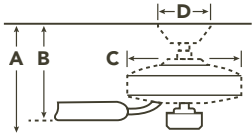
BLADE SPECS

Blade Finish & Part Number (Side 1)	Fan Finish (Reversible)
Matte White FB310144 MWH	MWH Matte White
Brown FB310144 WCP	WCP Weathered Copper

HANGING MEASUREMENTS

WITH 4.50" DOWNROD

Fixture Drop (from ceiling)	Blade Drop (from ceiling)	Housing (width)	Ceiling Canopy (width)
A: 13.75"	B: 11.50"	C: 13.00"	D: 6.75"



AIR PERFORMANCE

AIRFLOW Cubic Ft. Per Minute on High	POWER USAGE Watts on High (Excludes Lights)	AIRFLOW EFFICIENCY Cubic Ft. Per Minute Per Watt
3535	48	74

